

Intro to Finale Notepad

By Tom Rudolph

SoundTree webinar

February 11, 2013

1. Downloading the program for free.
 - a. You will have to establish a free account with MakeMusic.

<http://www.finalemusic.com/notepad>

Home | My Account | Cart

Products Downloads Support Community Showcase Your Music Find a Dealer Store

What is NotePad? What's New Resources Reviews Compare Free Download finale NotePad

**Finale NotePad:
free to create
your music**

Finale NotePad is your free introduction to the world of music notation software!

- Get started**
The Setup Wizard makes it easy.
- Capture ideas**
Use your computer or MIDI keyboard.
- Hear your music**
More than 128 built-in instrument sounds.
- Markings, lyrics, and more**
Intuitive and powerful.
- Share**
Printing and beyond.

2. Trade up offers

<http://www.finalemusic.com/notepad/tradeups.aspx>

Trade-up Offers

Welcome Finale NotePad Users! By now, you've begun to discover the fun and the power available in a notation program. But this can be just the start of your creative journey. MakeMusic offers other programs that deliver even more power and flexibility with the same ease of use found in Finale NotePad. At the same time they will shorten the distance between your musical ideas and the printed musical page.

Learn about these programs and the possibilities they hold for you. Enjoy!



finale

Finale is the ultimate music notation program giving you complete control over every aspect of the printed page while providing full MIDI capabilities and unparalleled audio output. At \$600/\$350*, Finale provides unmatched power and flexibility.

(*Academic and Theological pricing)

**finale
PrintMusic**

Finale PrintMusic Designed for educators, worship directors, performing musicians, composers and arrangers who don't require the advanced features in Finale. PrintMusic is easy to use and fun to learn. Create sheet music up to 24 staves. No other software with scanning capabilities provides output of such exceptional quality for only \$119.95.

**finale
SongWriter**

Finale SongWriter, designed specifically for songwriters, is the fast, easy way to create and print professional-quality sheet music. Import and export MIDI files, enter music with your mouse, computer keyboard or MIDI device to create music with up to 8 staves for the low price of \$49.95.

3. C. Comparing Finale versions

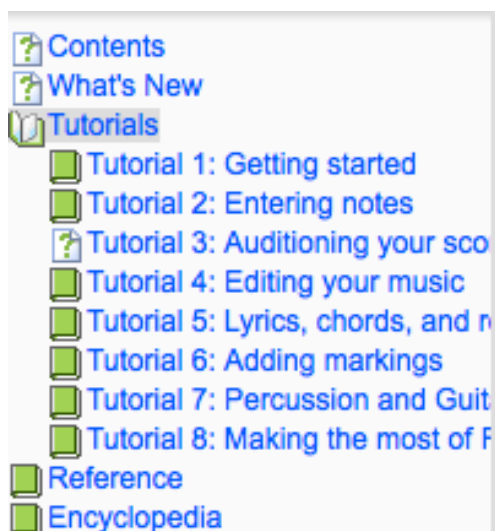
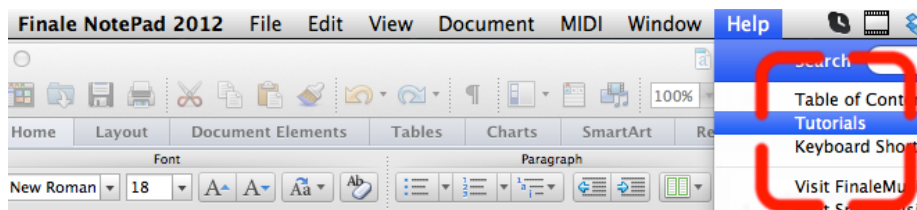
<http://www.finalemusic.com/CompareFeatures.aspx>

Compare Finale Family Products

Getting Started				
FEATURES	Finale®	Finale PrintMusic®	Finale SongWriter®	Finale NotePad®
Version	2012	2011	2012	2012
System requirements	Windows XP/Vista/7 Mac OS 10.5-10.8	Windows XP/Vista/7 Mac OS 10.5-10.8	Windows XP/Vista/7 Mac OS 10.5-10.8	Windows XP/Vista/7 Mac OS 10.5-10.8
Maximum number of staves	Unlimited	24	8	8
Number of staff lines available	0-100 (Plus Tablature)	1 or 5 (Plus Tablature)	5 (Plus Tablature)	5 (Plus Tablature)
Setup Wizard	Yes	Yes	Yes	Yes

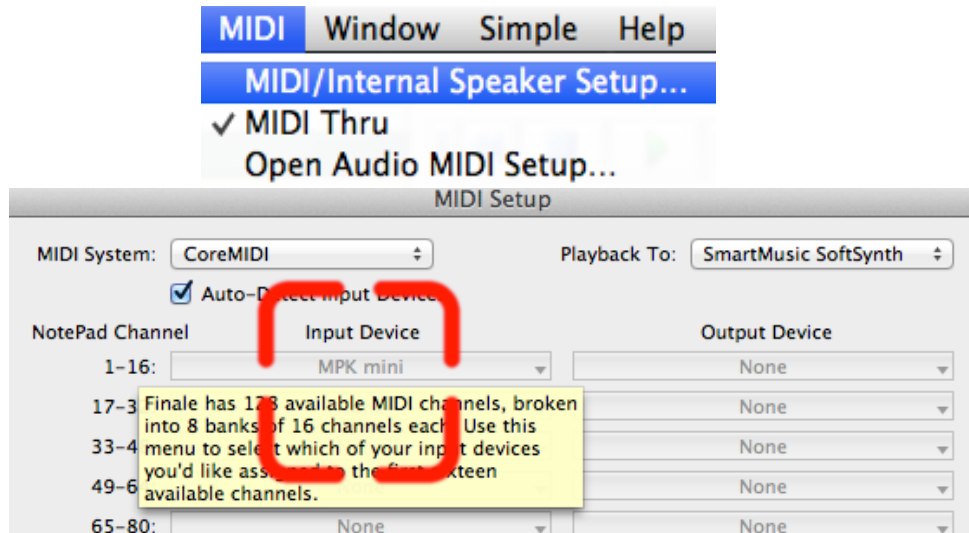
4. Learning NotePad

- Download and Launch the program
- Go to Help > Tutorials
- Choose one of the tutorials.



5. Areas to address:

- a. Note Entry options
 - i. Additional way to enter – arrows and return key.
 - ii. Press zero (0) to add a rest before note is entered. After note is entered to change it to a rest, select it and press R for rest.
- b. MIDI Note Entry



- c. Lyrics and Chords
- d. Markings
- e. Entering Percussion Parts.

6. Sharing with Students and others

- a. Open Finale NotePad and any Finale File you create.
- b. Students complete worksheets
- c. Export Finale Notepad as Music XML and import into Sibelius 7, Noteflight and other notation software that is XML compatible.
- d. Export Sibelius 7 as Music XML and import into Finale Notepad.

